

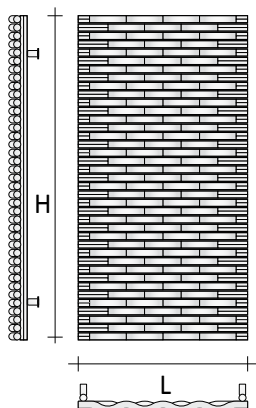
TRAME HORIZONTAL

Radiator composed of 14, 20, 28 mm diameter horizontal steel elements fusion welded with 28 mm diameter manifolds

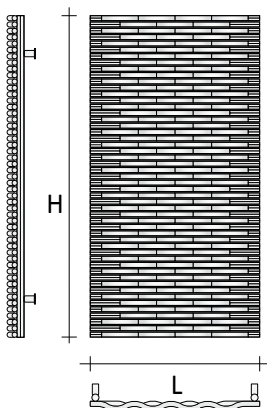
ORDER EXAMPLE To correctly order this model follow the example specified below:

PRODUCT	TRO20#1830015 OR1 ST 9010 R12
TRO20#1830015	Article code composed of Model, Height (1830) and Number of elements (015)
OR1	Connector code found in the table here below
ST	Standard Support code found in the table here below
9010	Colour code to be checked in the Tubes Colour Chart
R12	Connection code that defines the type of union for copper pipes or multi-layer pipes found herein at page 276
ACCESSORIES	
Cod. GVR	One way Remote Valve Assembly, CHROME finish
Cod. GVRCh*	One way Remote Valve Assembly, COLOUR finish*
* Specify the color code, e.g.: 9010, after checking the Tubes Colour Chart	

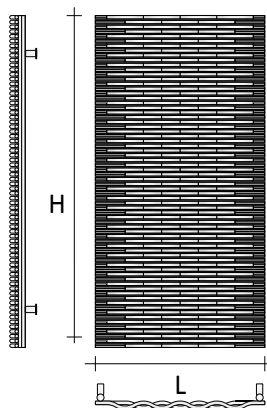
TRAME 28



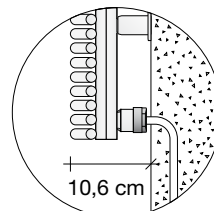
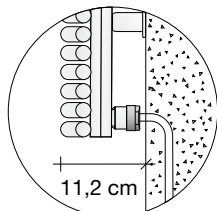
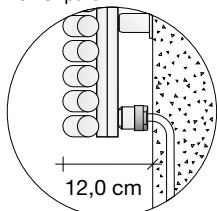
TRAME 20



TRAME 14



Wiring diagram of radiator to the Remote Valve Assembly (GVR) in the standard OR1 configuration with connectors on the lower part



Standard REAR CONNECTORS


They enable connection to the system via Remote Valve Assembly (GVR) which are supplied as an accessory. This type of connectors must be specified when placing the order, they are supplied WITHOUT an additional price charge

EXTERNAL CONNECTORS – standard type

They enable connection to the system via Standard Valve and Lockshield which are supplied as an accessory. This type of connectors must be specified when placing the order, they are supplied WITH an additional price charge of €


connector OR1

standard connector always supplied, if not otherwise specified in the order



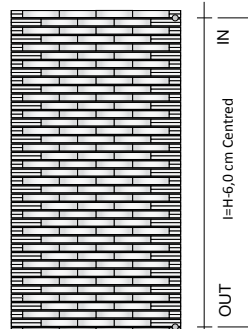
connector RS2 on the left

supplied on request



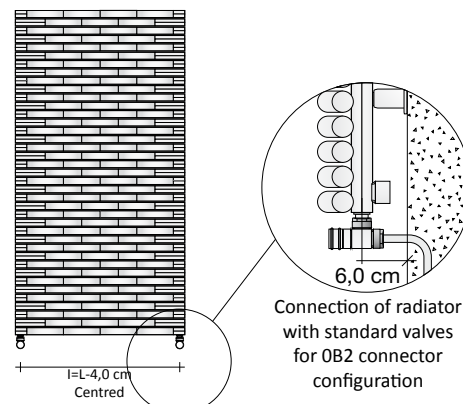
connector RD2 on the right

supplied on request



EXTERNAL connector OB2

supplied on request



ADDITIONAL COLOUR CHARGE (see the official Tubes Colour Chart)

Additional colour charges are calculated over the Pure white price (Cat. C0), for the other categories the additional charges herein below are applicable: Category C1 and C2 +10% - C3 Category +20% - RAL not included in the colour chart +30% - According to samples : Request feasibility and cost estimate. Colours not available: GRCC.

TRAME HORIZONTAL

Radiator composed of 14, 20, 28 mm diameter horizontal steel elements fusion welded with 28 mm diameter manifolds

TRAME 14

Width		52,5			67			96			125			154		
N° elements	Height (cm)	Watts ΔT 50°C	Watts ΔT 30°C	Price (€)	Watts ΔT 50°C	Watts ΔT 30°C	Price (€)	Watts ΔT 50°C	Watts ΔT 30°C	Price (€)	Watts ΔT 50°C	Watts ΔT 30°C	Price (€)	Watts ΔT 50°C	Watts ΔT 30°C	Price (€)
21	40,0	342	186		437	237		626	340		815	442		1004	545	
31	59,0	464	255		592	325		849	466		1105	607		1361	747	
43	81,8	606	336		773	428		1108	614		1443	799		1777	984	
47	89,4	653	361		883	489		1194	661		1555	861		1915	1060	
53	100,8	723	400		923	510		1323	732		1723	953		2122	1174	
69	131,2	914	503		1166	641		1671	919							
79	150,2	1036	564		1322	720		1894	1031							
89	169,2	1161	626		1481	798										
95	180,6	1237	662		1579	845										
103	195,8	1341	712		1712	909										

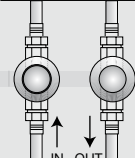
TRAME 20

Width		52,5			67			96			125			154			183			197,5			
N° elements	Height (cm)	Watts ΔT 50°C	Watts ΔT 30°C	Price (€)	Watts ΔT 50°C	Watts ΔT 30°C	Price (€)	Watts ΔT 50°C	Watts ΔT 30°C	Price (€)	Watts ΔT 50°C	Watts ΔT 30°C	Price (€)	Watts ΔT 50°C	Watts ΔT 30°C	Price (€)	Watts ΔT 50°C	Watts ΔT 30°C	Price (€)	Watts ΔT 50°C	Watts ΔT 30°C	Price (€)	
17	42,0	339	184		432	235		619	336		806	438		993	540		1180	641		1254	681		
25	62,0	479	260		611	332		876	476		1141	620		1405	763		1670	907		1788	971		
33	82,0	614	334		784	426		1123	611		1462	795		1801	979								
37	92,0	680	371		868	474		1243	679		1619	884		1994	1089								
41	102,0	745	408		950	521		1362	747		1773	972		2185	1198								
51	127,0	903	498		1153	636		1652	911														
61	152,0	1057	576		1349	735		1933	1053														
69	172,0	1177	635		1502	810																	
73	182,0	1236	663		1578	847																	
77	192,0	1295	692		1653	883																	

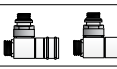


TRAME 28

Width		52,5			67			96			125			154			183			197,5			
N° elements	Height (cm)	Watts ΔT 50°C	Watts ΔT 30°C	Price (€)	Watts ΔT 50°C	Watts ΔT 30°C	Price (€)	Watts ΔT 50°C	Watts ΔT 30°C	Price (€)	Watts ΔT 50°C	Watts ΔT 30°C	Price (€)	Watts ΔT 50°C	Watts ΔT 30°C	Price (€)	Watts ΔT 50°C	Watts ΔT 30°C	Price (€)	Watts ΔT 50°C	Watts ΔT 30°C	Price (€)	
13	42,4	343	186		438	237		627	339		816	442		1006	544		1195	647		1280	693		
19	62,2	475	254		606	324		869	465		1131	605		1394	746		1656	886		1774	949		
25	82,0	604	329		770	419		1104	601		1437	782		1770	963								
29	95,2	688	376		878	479		1258	687		1638	895		2018	1102								
39	128,2	897	492		1145	628		1640	899		2136	1171											
47	154,6	1064	576		1358	735		1946	1054														
51	167,8	1148	618		1465	788																	
55	181,0	1232	659		1573	841																	
59	194,2	1317	700		1681	893																	

REMOTE VALVE ASSEMBLY

	Code	Description	Finishes	Price (€)
	GVR#	RECESSED valve and lockshield assembly for remote connection	CHROME	
	GVRC#	RECESSED valve and lockshield assembly for remote connection	COLOUR	

Standard VALVES (for Valves and Lockshields, valves that can be fitted with thermostat, Thermostatic valves, or Single pipe, Twin pipe, Stainless steel and thermostatic heads see pages 271 - 272 - 273 - 274 - 275)

	Code / Description	Finishes	Price (€)
	Z1TLNR#ANR129010 Paired Valve and Lockshield copper Angle 1/2"	WHITE	
	Z1RAC#R12CRO 2 copper unions diam. 12 mm	CHROME	
	ZRCF# Kit with pipe collars for towel warmers	WHITE	